



Set-up the OverDrive App

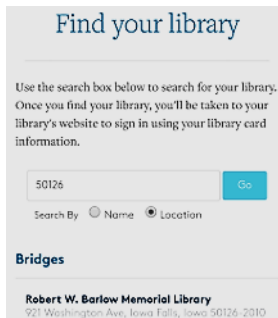
1. Get the App



- In your app store, search for **Overdrive**
- Install and open the app

2. Click Sign Up and **Sign up using library card**

- Select Location
- Enter **50126** and tap Go
- Tap **Robert W. Barlow Memorial Library**



- Scroll until you find **Robert W. Barlow Memorial Library** then click Sign In
- Enter you 14 digit library card number and tap Login

Your card #: _____

You should only have to do this once

Robert W. Barlow
Memorial Library

921 Washington Ave.
Iowa Falls, IA 50126

Library Hours

Monday-Thursday 9AM-8PM
Friday & Saturday 10AM-5PM
Sunday 1PM-5PM

Phone Number

641-648-2872

FOLLOW US ON



<http://www.iowafallslib.com>

eBook borrowing

3 titles per Person
Borrow for up to 14 days
No overdue fees

Borrow
Library eBooks
For

Tablet

Phone, & Kindle
Fire




OverDrive
eBook &
audiobook
download service



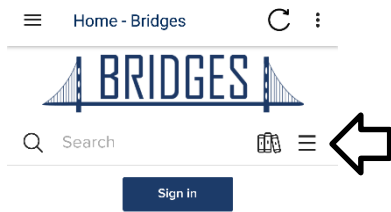
How to Borrow eBooks &

eAudio

1. Tap the Menu Button
2. Tap Bookshelf



3. Click Sign In



4. Scroll until you find **Robert W. Barlow Memorial Library**, and then enter your Library Card Number. Click **Login**

Your card #: _____

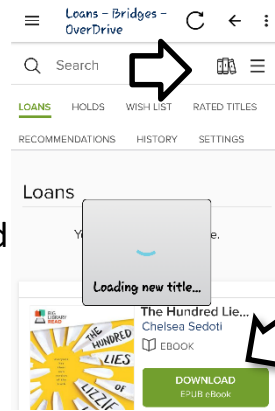
5. Browse or Search to find a book



6. Tap the **cover** to view the description, or just tap **Borrow**




7. Tap the **pop-up** or use the menu to go to your **Loans** page



8. Choose EPUB eBook format and **Download**


9. Tap left menu button, then **Bookshelf**



10. Tap the cover to start reading



11. Swipe screen to turn the page

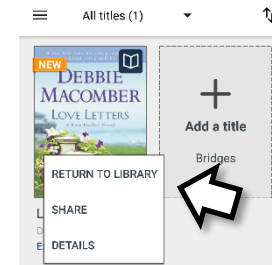


12. Tap center of the screen for options



Return your eBook before the due date

1. In the App Bookshelf, tap on 3 dots (or press and hold cover)



2. Tap **Return to Library**

3. Tap **Yes** to confirm

